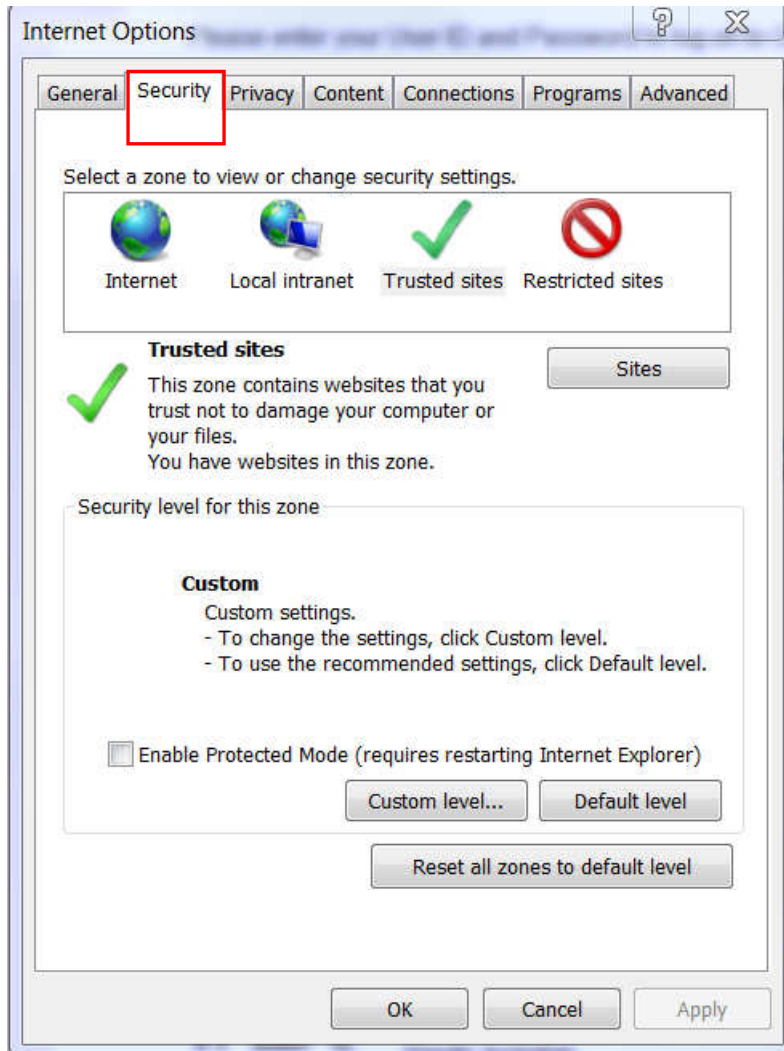
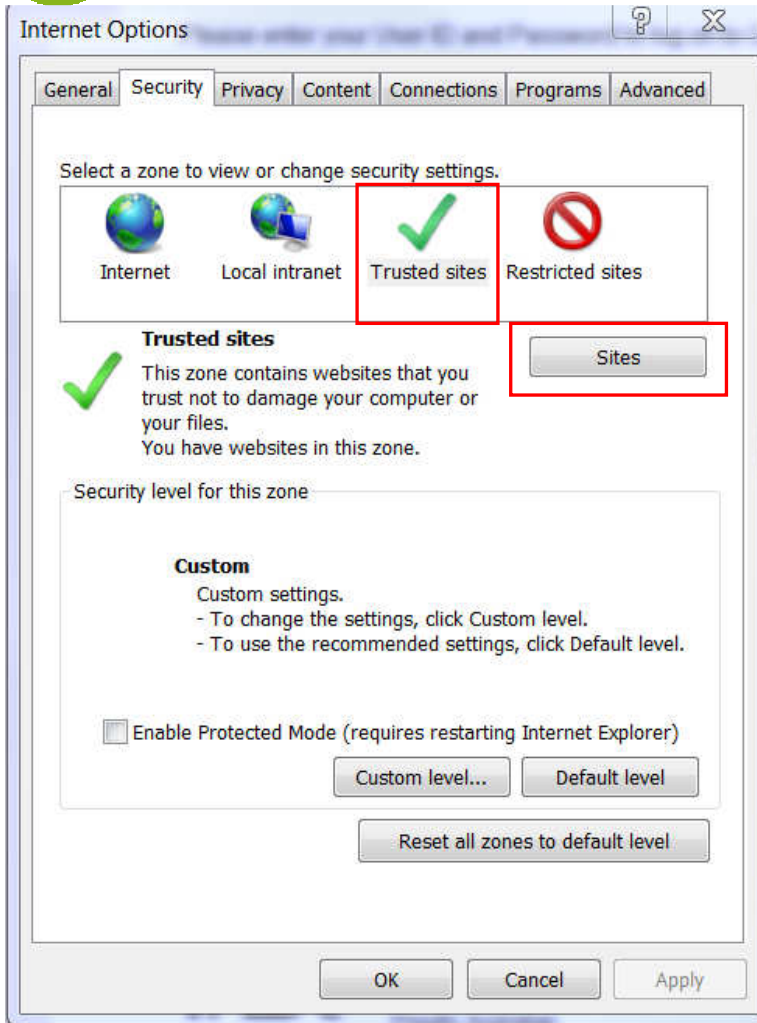




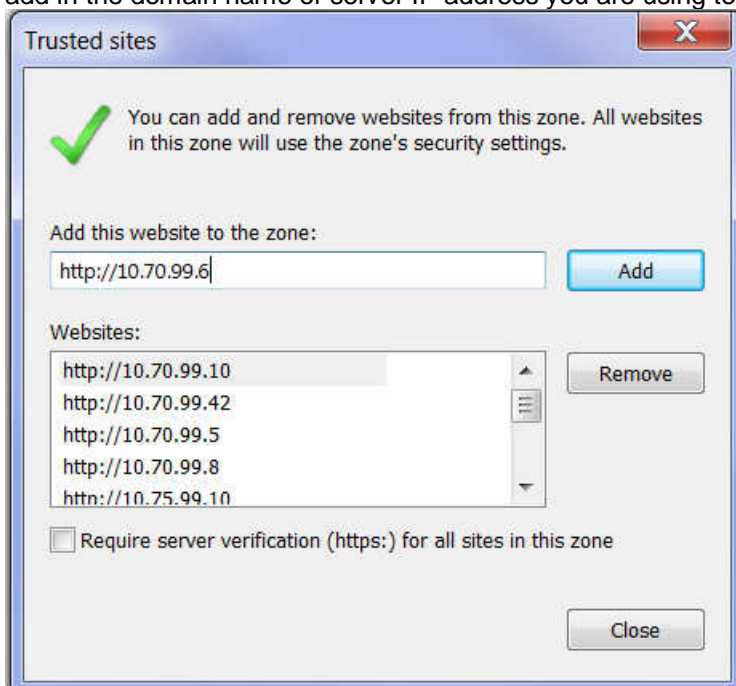
## Internet Explorer 9 settings for Online Advantage.

In Internet Explorer, click on the Tools menu and choose Internet Options to open this window and click on the "Security" tab to open this window:



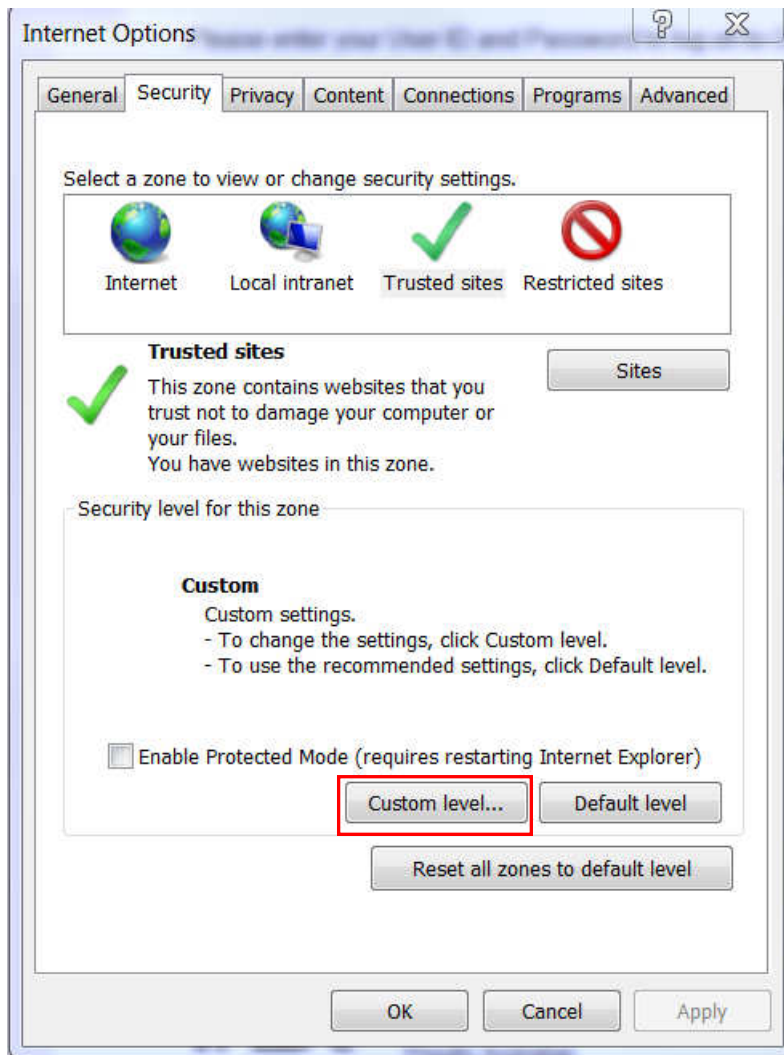


Then click on the “Trusted Sites” icon as shown above in red. Then click on the “Sites” button as above. You need to add in the domain name or server IP address you are using to connect to Online Advantage as per the following screen:

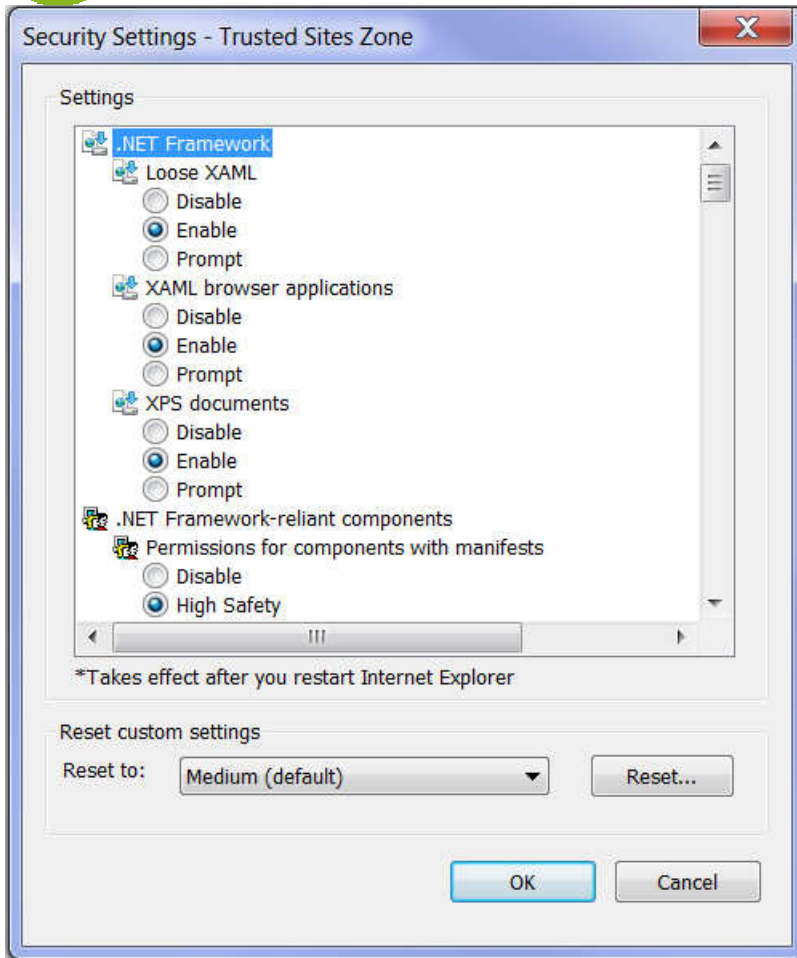




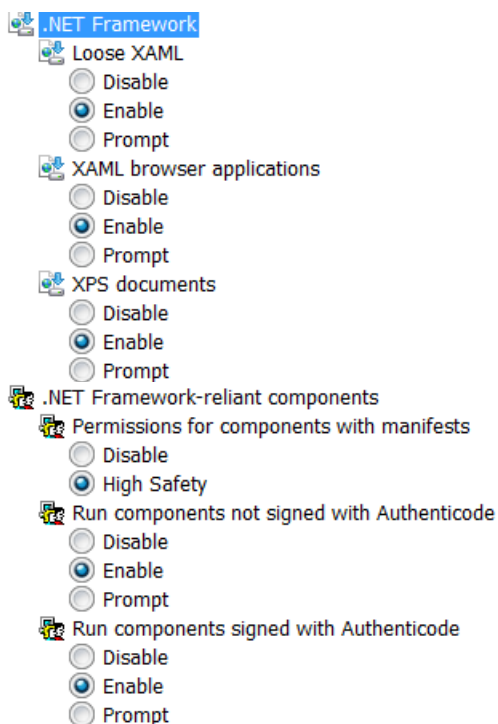
Next click “Custom level” button for the “Trusted Sites” as per the screen shot below:





















You will be presented with a window where you can adjust all the Security Settings for the Trusted Sites Zone as follows:



Make sure settings are all as follows which in essence is enabling everything except the pop-up blocker which MUST be disabled in order for OA to function properly:





-  **ActiveX controls and plug-ins**
  -  **Allow ActiveX Filtering**
    - ☐ Disable
    - ☒ Enable
  -  **Allow previously unused ActiveX controls to run without**
    - ☐ Disable
    - ☒ Enable
  -  **Allow Scriptlets**
    - ☐ Disable
    - ☒ Enable
    - ☐ Prompt
  -  **Automatic prompting for ActiveX controls**
    - ☐ Disable
    - ☒ Enable
  -  **Display video and animation on a webpage that does not us**
    - ☐ Disable
    - ☒ Enable
  -  **Download signed ActiveX controls**
    - ☐ Disable
    - ☒ Enable
    - ☐ Prompt
  -  **Download unsigned ActiveX controls**
    - ☐ Disable
    - ☒ Enable
    - ☐ Prompt
  -  **Initialize and script ActiveX controls not marked as safe for**
    - ☐ Disable
    - ☒ Enable
    - ☐ Prompt
  -  **Only allow approved domains to use ActiveX without prompt**
    - ☐ Disable
    - ☒ Enable
  -  **Run ActiveX controls and plug-ins**
    - ☐ Administrator approved
    - ☐ Disable
    - ☒ Enable
    - ☐ Prompt
  -  **Script ActiveX controls marked safe for scripting\***
    - ☐ Disable
    - ☒ Enable
    - ☐ Prompt
-  **Downloads**
  -  **File download**
    - ☐ Disable
    - ☒ Enable
  -  **Font download**
    - ☐ Disable
    - ☒ Enable
    - ☐ Prompt
-  **Enable .NET Framework setup**
  - ☐ Disable
  - ☒ Enable
-  **Miscellaneous**
  -  **Access data sources across domains**
    - ☐ Disable
    - ☒ Enable
    - ☐ Prompt



- ☐ Allow META REFRESH
  - ☐ Disable
  - ☒ Enable
- ☐ Allow scripting of Microsoft web browser control
  - ☐ Disable
  - ☒ Enable
- ☐ Allow script-initiated windows without size or position const
  - ☐ Disable
  - ☒ Enable
- ☐ Allow webpages to use restricted protocols for active conten
  - ☐ Disable
  - ☒ Enable
  - ☐ Prompt
- ☐ Allow websites to open windows without address or status l
  - ☐ Disable
  - ☒ Enable
- ☐ Display mixed content
  - ☐ Disable
  - ☒ Enable
  - ☐ Prompt
- ☐ Don't prompt for client certificate selection when only one ce
  - ☐ Disable
  - ☒ Enable
- ☐ Drag and drop or copy and paste files
  - ☐ Disable
  - ☒ Enable
  - ☐ Prompt
- ☐ Enable MIME Sniffing
  - ☐ Disable
  - ☒ Enable
- ☐ Include local directory path when uploading files to a server
  - ☐ Disable
  - ☒ Enable
- ☐ Launching applications and unsafe files
  - ☐ Disable
  - ☒ Enable
  - ☐ Prompt
- ☐ Launching programs and files in an IFRAME
  - ☐ Disable
  - ☒ Enable
  - ☐ Prompt
- ☐ Navigate windows and frames across different domains
  - ☐ Disable
  - ☒ Enable
  - ☐ Prompt
- ☐ Submit non-encrypted form data
  - ☐ Disable
  - ☒ Enable
  - ☐ Prompt
- ☐ Use Pop-up Blocker
  - ☒ Disable
  - ☐ Enable
- ☐ Use SmartScreen Filter
  - ☐ Disable
  - ☒ Enable
- ☐ Userdata persistence
  - ☐ Disable
  - ☒ Enable
- ☐ Websites in less privileged web content zone can navigate
  - ☐ Disable
  - ☒ Enable
  - ☐ Prompt



Scripting

- Active scripting
  - ☐ Disable
  - ☒ Enable
  - ☐ Prompt
- Allow Programmatic clipboard access
  - ☐ Disable
  - ☒ Enable
  - ☐ Prompt
- Allow status bar updates via script
  - ☐ Disable
  - ☒ Enable
- Allow websites to prompt for information using scripted win
  - ☐ Disable
  - ☒ Enable
- Enable XSS filter
  - ☐ Disable
  - ☒ Enable
- Scripting of Java applets
  - ☐ Disable
  - ☒ Enable
  - ☐ Prompt

User Authentication

- Logon
  - ☐ Anonymous logon
  - ☒ Automatic logon only in Intranet zone
  - ☐ Automatic logon with current user name and password
  - ☐ Prompt for user name and password

At the end of this it is best to close your browser and re-open it before attempting to login and use Online Advantage.